










| | THAI | THAI | Panel Discussion (Thai) | ENG |
|---------------|---|---|--|--|
| Stream | Imaging  | Anesthesiology  | Internal Medicine  | Feline Medicine |
| 09.00 - 09.45 | Radiographs from a coughing and dyspneic patient; what can they tell you? รศ.น.สพ.ดร.นฤพนธ์ คำพา | Anesthetic considerations for cesarean delivery ผศ.สพ.ญ.ดร.ธนิกุล ศรีชัยรัตน์ | E. canis: an update on diagnosis and treatment รศ.ดร.สพ.ญ.วลาสิณี ศักดิ์คำดวง ผศ.น.สพ.ดร.กัญจน์ แก้วมงคล ผศ.น.สพ.ภูติพร มณีสาย อ.น.สพ.เสกภูมิ โพธิ์ขาว | Chronic kidney disease in cats Dr. Natalie Finch |
| 09.50 - 10.35 | Radiographs from a lame patient; what do they tell you? รศ.สพ.ญ.ดร.ชาลิศา พ่วงดี | Anesthesia in traumatic patients อ.สพ.ญ.กมลวีร์ วาฤทธิ์ | | Feline hypercalcemia Dr. Natalie Finch |
| 10.40 - 11.25 | Oncologic imaging in small animals รศ.สพ.ญ.ดร.วราภรณ์ อ่วมอ่วม | Anesthetic managements for GI emergency surgery น.สพ.ธีรภัทร์ อัญญาพานนท์ | | Biochemical parameters in the senior cat Dr. Vicki Black |
| 11.30 - 12.15 | Can you imag(in)e beyond the spine x-rays? ผศ.น.สพ.สุวิชา จุฑาเทพ | Anesthesia for the geriatric patients ผศ.สพ.ญ.ดร.สิริรัตน์ นิยม | | Approach to anemia in cats Dr. Vicki Black |
| 12.15 - 14.00 | Luncheon Symposium by  | Luncheon Symposium by  | Luncheon Symposium by  | LUNCH |
| Stream | Soft Tissue Surgery  | Oncology  | Nutrition  | Imaging |
| 14.00 - 14.45 | How to manage salivary mucocele? อ.สพ.ญ.ดร.ศิริพันธ์ พิสมัย | Exclusive clues of CT for oncology patients ผศ.สพ.ญ.ดร.แนน ช้อยสุนทร | Role of diet, prebiotic and probiotic in the management of gastrointestinal diseases in dogs and cats อ.สพ.ญ.ดร.ม.ล.นฤดี เกษมสันต์ อ.ดร.สพ.ญ.จิรวัฒน์ สุนทรสิริ อ.สพ.ญ.ดร.สิริกุล สุนทรารักษ์ สพ.ญ.ฐิตา เตชะไพฑูริ | Pitfalls in thoracic radiology Professor Chris R. Lamb |
| 14.50 - 15.35 | Plan for successful surgery of oral mass อ.ดร.น.สพ.เศกรินทร์ พลอยเพชร | Feline nasal tumors: how to achieve non-invasive diagnosis by rhinoscopy? รศ.น.สพ.ดร.จตุพร รัตนศรีสมพร | | Pitfalls in abdominal radiology Professor Chris R. Lamb |
| 15.40 - 16.25 | Surgical managements of GI tract obstructions สพ.ญ.ศศิธร ตันตระกูล | Welcome to molecular era of lymphoma diagnosis in veterinary medicine อ.สพ.ญ.ดร.อารยา รัตนกลีพานนท์ | | Gastrointestinal ultrasound: principles and example cases Professor Chris R. Lamb |
| 16.30 - 17.15 | Surgical managements of gall bladder and bile duct obstruction สพ.ญ.กนิษฐา ศาราวีโรจน์ | Tips for treating canine lymphoma สพ.ญ.สิริภัทรา เนตรมัย เดชกุลยา | | Radiology of bones and joints - case quiz Professor Chris R. Lamb |

19 October 2021 (Main Congress)

Imaging (THAI)

Sponsored by



รศ.น.สพ.ดร.นฤพนธ์ คำพา

09.00 – 09.45

Radiographs from a coughing and dyspneic patient; what can they tell you?



รศ.สพ.ญ.ดร.ชาลิกา หวังดี

09.50 – 10.35

Radiographs from a lame patient;
what do they tell you?



รศ.สพ.ญ.ดร.วราภรณ์ อ่วมอ่ำ

10.40 – 11.25

Oncologic imaging in small animals



ผศ.น.สพ.สุวิชา จุฑาเทพ

11.30 – 12.15

Can you imag(in)e beyond the spine x-rays?

19 October 2021 (Main Congress)

Soft Tissue Surgery (THAI)

Sponsored by



อ.สพ.ญ.ดร.ศิรินันท์ พิศมัย

14.00 - 14.45

How to manage salivary mucocele?



อ.ดร.น.สพ.เศกรินทร์ พลอยเพชร

14.50 - 15.35

Plan for successful surgery of oral mass



สพ.ญ.ศศิจรัส ตันตระจักษ์

15.40 - 16.25

Surgical managements of GI tract obstructions



สพ.ญ.กนิษฐา ดาราวิโรจน์

16.30 - 17.15

Surgical managements of gall bladder and bile duct obstruction

19 October 2021 (Main Congress)

Anesthesiology (THAI)

Sponsored by



ผศ.สพ.ญ.ดร.ธนิกุล ศรีธัญรัตน์

09.00 – 09.45

Anesthetic considerations for cesarean delivery



อ.สพ.ญ.กณวีร์ วาฤทธิ

09.50 – 10.35

Anesthesia in traumatic patients



น.สพ.ธีรภัทร์ ธีญภัทรานนท์

10.40 – 11.25

Anesthetic managements for GI emergency surgery



ผศ.สพ.ญ.ดร.สิริรัตน์ นิยม

11.30 – 12.15

Anesthesia for the geriatric patients

19 October 2021 (Main Congress)

Oncology (THAI)

Sponsored by



ผศ.สพ.ญ.ดร.แนน ช้อยสุนิรชร

14.00 - 14.45

Exclusive clues of CT for oncology patients



รศ.น.สพ.ดร.จตุพร รัตนศรีสมพร

14.50 - 15.35

Feline nasal tumors: how to achieve non-invasive diagnosis by rhinoscopy?



อ.สพ.ญ.ดร.อารยา รัตนกติกานนท์

15.40 - 16.25

Welcome to molecular era of lymphoma diagnosis in veterinary medicine



สพ.ญ.ศิริภัทรา เนตรมัย เดชกัลยา

16.30 - 17.15

Tips for treating canine lymphoma

19 October 2021 (Main Congress)

Internal Medicine

09.00 - 12.15

E. canis: an update on diagnosis and treatment

Panel Discussion (Thai)

Sponsored by



รศ.ดร.สพ.ญ.วลาสินี ศักดิ์คำดวง



ผศ.น.สพ.ดร.กัญจน์ แก้วมงคล



ผศ.น.สพ.ภูติ มณีสาย



อ.น.สพ.เสลภูมิ ไพเราะ

19 October 2021 (Main Congress)

Nutrition

14.00 – 17.15

**Role of diet, prebiotic and probiotic in the management
of gastrointestinal diseases in dogs and cats**

Panel Discussion (Thai)

Sponsored by



อ.สพ.ญ.ดร.ม.ล.นฤดี เกษมสันต์



อ.ดร.สพ.ญ.จิรวรรณ สุนทรสิติ



อ.สพ.ญ.ดร.สิริกุล สุนทรารักษ์



สพ.ญ.ฐิตา เตชะพาร

19 October 2021 (Main Congress)

Feline Medicine



Dr. Natalie Finch

Biography

Natalie graduated from the University of Liverpool, completed her PhD at the Royal Veterinary College researching chronic kidney disease (CKD) in cats and undertook her residency training at Bristol Veterinary School sponsored by International Cat Care. Natalie is a European Veterinary Specialist in Small Animal Internal Medicine and Royal College of Veterinary Surgeons Specialist in Feline Medicine. She has numerous publications related to CKD in cats and has been awarded the International Renal Interest Society award in recognition of her research in this field. Natalie is one of only a small number of vets to be awarded a prestigious Wellcome trust Fellowship. Natalie is currently Head of Renal Medicine and Senior Clinician in Medicine at Langford Vets. Her clinical research interests include renal filtration function, CKD, calcium disorders, the endothelial glycocalyx and diabetic nephropathy.

| 19/10/2021 | Feline Medicine |
|---------------|--------------------------------|
| 09.00 - 09.45 | Chronic kidney disease in cats |
| 09.50 - 10.35 | Feline hypercalcemia |

19 October 2021 (Main Congress)

Feline Medicine

Sponsored by



Dr. Vicki Black

Biography

Vicki graduated from Cambridge University in 2009, after 2 1/2 years in first opinion practice on the Norfolk coast she completed a rotating internship at Davies Veterinary Specialists followed by a small animal internal medicine residency at Langford Vets, University of Bristol, where she has worked as a senior since 2016. Vicki has a special interest in immune-mediated disorders and evidence based medicine.

| 19/10/2021 | Feline Medicine |
|---------------|--|
| 10.40 – 11.25 | Biochemical parameters in the senior cat |
| 11.30 – 12.15 | Approach to anemia in cats |

Scientific Program VRVC 2021: Day 2 (Virtual Conference)

19 October 2021 (Main Congress)

Imaging



Professor Chris R. Lamb

Biography

Christopher R. Lamb graduated from the University of Cambridge and completed his residency at Tufts University School of Veterinary Medicine. He was Board-certified in 1988. Chris continued at Tufts University as Assistant Professor before returning to England in 1990 to work in small animal referral practice in London. In 1992 he joined The Royal Veterinary College, University of London. Chris has helped train many residents, has over 200 publications covering most aspects of diagnostic imaging, has had various roles for the ACVR and ECVDI, and is an active CPD provider. He retired from The RVC as Professor of Radiology in 2019. He now works as a Consultant for Antech Imaging Services.

| 19/10/2021 | Imaging |
|---------------|---|
| 14.00 - 14.45 | Pitfalls in thoracic radiology |
| 14.50 - 15.35 | Pitfalls in abdominal radiology |
| 15.40 - 16.25 | Gastrointestinal ultrasound: principles and example cases |
| 16.30 - 17.15 | Radiology of bones and joints - case quiz |